

ASSEMBLY AND INSTALLATION INSTRUCTIONS

C0155/C0157/C0165/C0167

WARNING: TO AVOID RISK OF ELECTRICAL SHOCK, BE SURE TO SHUT OFF POWER WHILE INSTALLING OR SERVICING THIS FIXTURE.

NOTES: 1. Before installing, consult local electrical codes for wiring and grounding requirements.
2. READ AND SAVE THESE INSTRUCTIONS.

Warning: LED electronics can be damaged by electro static discharge (ESD) shock. Before installation, discharge yourself by touching a grounded bare metal surface to remove this hazard. To avoid damage, do not touch the LED module.

Hardware Package (included):

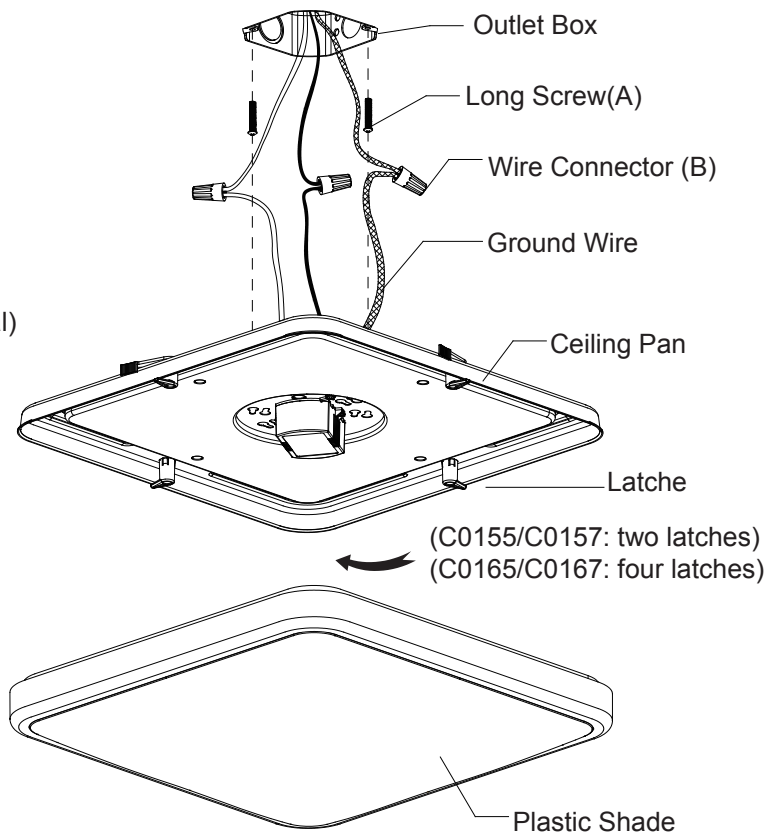


Installation Steps

Turn off the power at fuse or circuit box.

1. Turn the latches and remove the plastic shade from the ceiling pan.
2. Attach the two long screws (A) to the holes on outlet box, thread them in part way, 2 to 3 turns only.
3. Connect the black to black (power), white to white (neutral) and green/yellow wire to ground wire with supplied wire connectors (B). Tuck all wires into outlet box.
4. Attach the ceiling pan to the outlet box by inserting two long screws (A) head into the key holes, and then rotate the ceiling pan until it is locked in place, finally secure the long screws tightly with screwdriver (not included).
5. Attach the plastic shade to the ceiling pan, turn latches until they are closed.

Turn on the power at fuse or circuit box.



This fixture is dimmable with a forward phase electronic dimmer. Dimmers tested to be compatible with this fixture are the Lutron: DVWCL-153PH, MACL-153MH, SCL-153PH, TGCL-153P.

If you are unfamiliar with electrical installation, it is recommended to use a qualified electrician for your installation(s)

The following parts are available for re-order if damaged or missing.

Spare Parts List:

Long Screw

Wire Connector

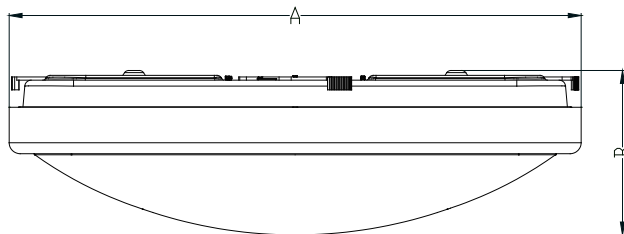
Assembly Kit
5588MM (1 SET)

Plastic Shade

9832PS FOR C0155(1PC)
9909PS FOR C0157(1PC)
9904PS FOR C0165(1PC)
9911PS FOR C0167(1PC)

5-YEAR LIMITED WARRANTY:

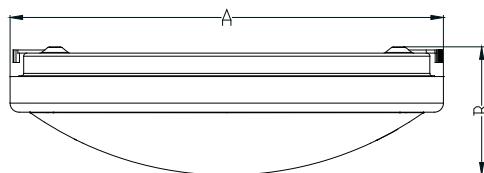
All products are warranted to be free of defects in material and workmanship for five (5) years from date of purchase. This warranty is limited to the correction of any such defect, or the replacement of any such defective item(s), provided that: (a) we are properly notified and consent to return of the item(s) in question:(b) the item(s) is / are returned with proof of purchase date; and (c) it is found upon inspection by us that the item(s) is / are defective as noted above. This warranty does not cover labor costs, consequential damages, nor does it apply to any item(s) that have been improperly installed, overloaded, altered, or otherwise abused by the customer, its agent(s) or employee(s). Finishes are specially excluded from the terms of this warranty since they are subject to environmental maintenance deemed beyond our control. Other than the described obligation, we assume no further liability with respect to the sale or use of our products. We make no warranty, express or implied, and disclaim any warranty of merchantability or fitness for a particular purpose.



A:14"

B: 4"

C0165/C0167



A:11"

B: 3-1/4"

C0155/C0157